

# 2024-2025 Annual Report



Conveniently located along Superior Avenue in the Crystal Park neighborhood, **Wright Preparatory Academy** serves students throughout Northeast Canton. Wright Preparatory



Academy is dedicated to creating a secure and nurturing educational environment that promotes academic excellence and personal development. The school community, including teachers, staff, students, and parents, is committed to upholding high standards for academic performance and behavior. The newly updated historic campus features a STEM-focused playground, cafeteria, full-sized gym, and spacious classrooms with interactive, hands-on materials to engage students. New murals and banners were added this year to highlight school values, and enhancements were made to the school's playground. In addition to core subjects, students benefit from PE classes during the school day as well as on-site counseling and after-school programs. A new Career-Based Intervention program supports middle school students as they explore opportunities and prepare for career success. Additionally, the school provides a variety of sports, extracurricular activities, and events designed to enrich student experiences and foster a strong school culture.

## Our Mission:

To improve the lives of its students by providing authentic learning experiences in a collaborative, nurturing environment that will build a foundation for student success in school and in life. Our vision is for Panthers to inspire courage, leadership, invincible grit, creativity, and kindness in themselves and others.

President

**Jim George**

Vice President

**David Montesano**

Treasurer

**Donald Cureton**

Secretary

**Justin Pardi**

Member

**Dawn Gummo**

Authorizer

**St. Aloysius Orphanage**

Principal

**Erica Hill**

Regional VP

**Darryl Lindsay**

Grades Served

**K-8**

Students Served

**186**

School Year Opened

**2016-17**

Managed By Accel Since

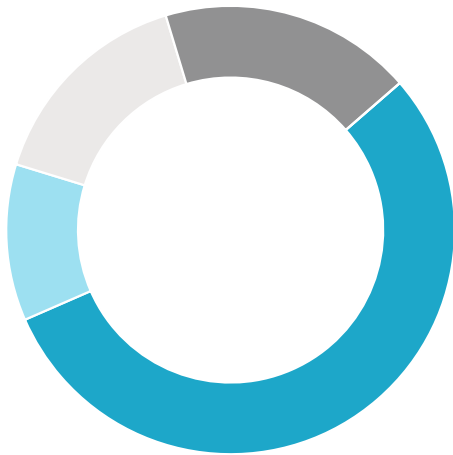
**2018-19**

Treasurer

**Dave Massa**



## Student Demographics



BLACK  
**54.5%**

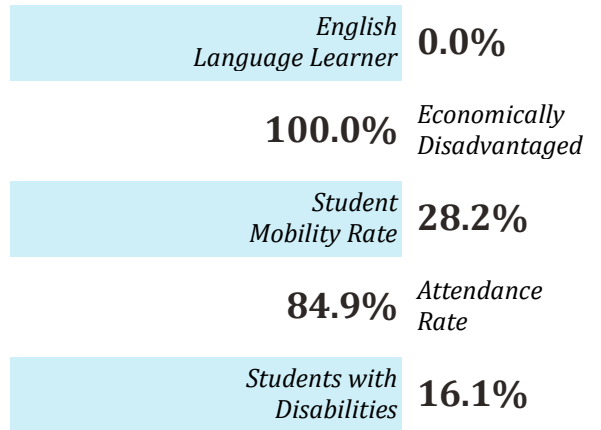
WHITE  
**18.1%**

MULTI-RACIAL  
**15.6%**

HISPANIC  
**11.4%**

*If Enrollment is less than 10, results are Not Calculated (NC)*

## Special Populations



## Progress towards Goals


The percentage proficient in ELA increased from 34.8% in 2023-2024 to 43.4% in 2024-2025. The percentage proficient in Math increased from 33.3% in 23-24 to 38.2% in 2024-25. The chronic absenteeism rate decreased by seven percentage points.

## Our Academic Goals

- By FY2028, the overall percentage of students reaching proficiency or above on state tests in **English Language Arts and Mathematics** will increase by **20%**.
- By FY2028, **chronic absenteeism** will decrease by **25%**.

## State Report Card

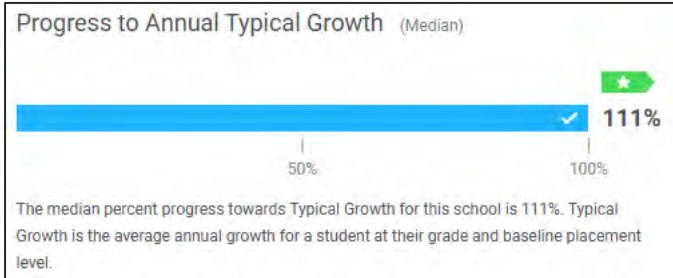
<b>Performance Index Score</b> 65.4	<b>Overall Rating</b> ★★★★
<b>Achievement Component</b> ★★	<b>Early Literacy Component</b> ★
<b>Progress Component</b> ★★★★	<b>Gap Closing Component</b> ★★★★



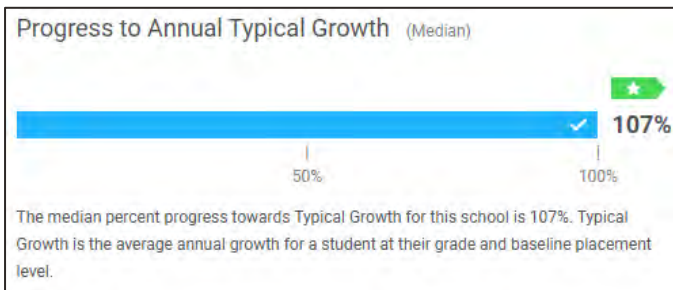


# WRIGHT PREPARATORY ACADEMY

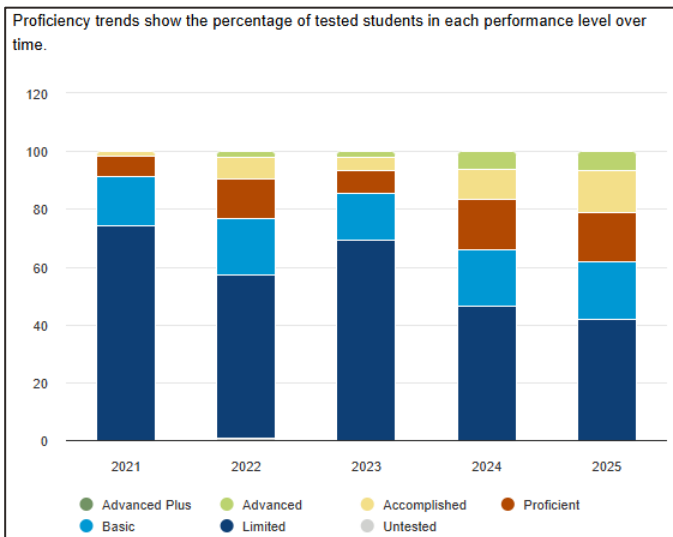
## iReady Data Reading



## iReady Data Mathematics



## Percent Proficient for Wright Preparatory Academy



## Our Highlights

### Academic highlights:

- #1 Charter School in Stark County
- Over 40% PI increase in the last two years
- 2024 Momentum Award from the Ohio Department of Education and Workforce (ODEW). The school was honored with the Momentum Award, recognizing significant improvement in student achievement and consistent academic growth.
- Wright Prep won four major awards at ACCEL's ALIVE25 Leadership Summit:
  - ACCEL Gold Award (for overall excellence)
  - Outstanding Student Progress
  - Student Progress Momentum
  - Outstanding Teacher Retention

### Student Life:

- Over 40% PI increase in the last two years

### Community:

- Early Kindergarten (EK) movement/dance classes provided by Ms. Grasse.
- Partnerships and programs enhanced student experiences, such as the En-Rich-Ment Arts Education Center.
- Free Breakfast and Lunch for all students.





**Financial Data:**

State Sources	2,038,353
Federal Sources	429,093
Local Sources	7,507
<b>Total Revenue</b>	<b>\$2,474,953</b>
Salary & Wages	891,207
Employee Benefits	305,098
Purchased Services	1,208,308
Supplies & Materials	172,472
Capital Outlay	25,227
Other Expenses	8,477
<b>Total Expenses</b>	<b>\$2,610,789</b>

- (1) Numbers in \$M
- (2) At the time of publication, 2025 fiscal year data was not available from the Ohio Auditor of State. For updated information visit: [www.auditor.state.oh.us](http://www.auditor.state.oh.us)

**Sponsor Statement:**

*A sponsor statement will not be provided or included in the school's annual report since this requirement was repealed with SB 168 that takes Effect in October.*

